




Diesel Generator Set

mtu 16V2000 DS1000

380V - 415V/50 Hz/prime power/fuel consumption optimized/
NOx emission optimized/16V2000G16F



Optional equipment and finishing shown. Standard may vary.

Product highlights

Benefits

- Low fuel consumption
- Optimized system integration ability
- High reliability and availability of power
- Long maintenance intervals
- Optimized ratio between size and power
- Wide operating range without derating

Support

- Global product support offered

Standards

- Engine-generator set is designed and manufactured in facilities certified to standards ISO 2008:9001 and ISO 2004:14001
- Generator set complies to G3 according to ISO 8528
- Generator meets NEMA MG1, BS5000, ISO, DIN EN and IEC standards
- NFPA 110

Power rating

- System rating: 910 kVA
- Accepts rated load in one step per NFPA 110
- Generator set complies to G3 according to ISO 8528-5
- Generator set exceeds load steps according to ISO 8528-5

Performance assurance certification (PAC)

- Engine-generator set tested to ISO 8528-5 for transient response
- 75% load factor for prime power applications
- Verified product design, quality and performance integrity
- All engine systems are prototype and factory tested

Complete range of accessories available

- Control panel
- Power panel
- Fuel system
- Fuel connections with shut-off valve mounted to base frame
- Starting/charging system
- Exhaust system
- Mechanical radiator
- Water Charge-Air-Cooler
- Oversized voltage alternators

Cooling System

- Air-to-Air Charge-Air Cooling (TD)
- Water-to-Air Charge-Air Cooling (TB)

Emissions

- Fuel consumption optimized
- NOx emission optimized, Tier 2 compliant and NEA (ORDE) optimization optionally available

Certifications

- CE certification option
- Unit certificate acc. to VDE-AR-N 4110



A Rolls-Royce
solution

Standard and optional features

System ratings (kW/kVA)

Generator model	Voltage	with mechanical radiator (TD) or charge-air-cooler (TB)**		
		kWel	kVA*	AMPS
Leroy Somer LSA 49.3 L10 (Low voltage Leroy Somer standard)	380 V	728	910	1383
	400 V	728	910	1313
	415 V	728	910	1266
Leroy Somer LSA 50.2 M6 (Low voltage Leroy Somer oversized)	380 V	728	910	1383
	400 V	728	910	1313
	415 V	728	910	1266
Marathon 740RSL7183 (Low voltage Marathon standard)	380 V	728	910	1383
	400 V	728	910	1313
	415 V	728	910	1266
Marathon 742RSL7185 (Low voltage Marathon oversized)	380 V	728	910	1383
	400 V	728	910	1313
	415 V	728	910	1266

* cos phi = 0.8

** BE, fuel optimized: max. power available up to: open power unit 40°C/400m; NOx emission optimized, EPA Tier 2 compl., NEA: standard operating conditions/open power unit 25°C/100m

Electrical outputs may vary depending on generator voltage and ambient conditions. For power outputs consult your **mtu** dealer.

Intake air depression/mbar: 15mbar

Exhaust back pressure/mbar: 30mbar

Engine

- 4-cycle
- Standard single stage air filter
- Oil drain extension & shut-off valve
- Full flow oil filters
- Closed crankcase ventilation
- ADEC electronic isochronous engine governor
- Common rail fuel injection
- Dry exhaust manifold
- Electric starting motor (24V)
- Fuel consumption optimized engine
- NOx emission optimized engine
- Tier 2 optimized engine
- NEA (ORDE) optimized engine

Generator

- Leroy Somer low voltage generator
- Meets NEMA MG1, BS5000, IEC 60034-1, VDE 0530, DIN EN 12601, AS1359 and ISO 8528-3 requirements
- Superior voltage waveform
- Solid state, volts-per-Hertz regulator
- 4 pole three-phase synchronous generator
- Brushless, self-excited, self-regulating, self-ventilated
- Digital voltage regulator
- Anti condensation heater
- Stator winding Y-connected, accessible neutral (brought out)
- Protection IP 23
- less than 5% harmonic distortion
- 2/3 pitch stator windings
- No load to full load regulation
- ± 0.25% voltage regulation no load to full load
- Insulation class H, utilization acc. to H
- Radio suppression EN55011, group 1, cl. B
- Short circuit capability 3xIn for 10sec
- Sustained short circuit current of up to 300% of the rated current for up to 10 seconds (Leroy Somer generator)
- Winding and bearing RTDs (without monitoring)
- Excitation by AREP + PMI
- Mounting of CT's: 3x 2 core CT's
- Voltage setpoint adjustment ±10V
- Sustained short circuit current of up to 250% of the rated current for up to 10 seconds (Marathon generator)
- Marathon low voltage generator
- Oversized generator

Represents standard features

Represents optional features

Standard and optional features

Cooling system

Air-to-Air Charge-Air-Cooling TD

- Mechanical radiator
- Jacket water pump

- Expansion tank
- Fan

- Thermostat(s)
- Jacket water heater

Water-to-Air Charge-Air-Cooling TB

- Coolant pump
- Manifold with thermostatic valves

- WCAC-base frame with safety covers

- HT-piping with flexible engine connection

Control panel

- Pre-wired control cabinet for easy application of customized controller (V1+)
- Island operation (V2)
- Automatic mains failure operation with ATS (V3a)
- Automatic mains failure operation incl. control of generator and mains breaker (V3b)
- Island parallel operation of multiple gensets (V4)
- Automatic mains failure operation with short (< 10s) mains parallel overlap synchronization (V5)
- Mains parallel operation of a single genset (V6)

- Mains parallel operation of multiple gensets (V7)
- Basler controller
- Deif controller
- Complete system metering
- Digital metering
- Engine parameters
- Generator protection functions
- Engine protection
- SAE J1939 engine ECU communications
- Parametrization software
- Multilingual capability
- Multiple programmable contact inputs
- Multiple contact outputs
- Event recording

- IP 54 front panel rating with integrated gasket
- Different expansion modules
- Remote annunciator
- Daytank control
- Generator winding- and bearing temperature monitoring
- Differential protection with multi-function protection relay
- Modbus TCP-IP

Power panel

- Available in 600x600
- Phase monitoring relay 230V/400V

- Supply for battery charger
- Supply for jacket water heater

- Plug socket cabinet for 230V compatible Euro

Fuel system

- Flexible fuel connectors mounted to base frame

- Fuel filter with water separator
- Switchable fuel filter with water separator

- Fuel cooler (for TD-only)

Starting/charging system

- 24V starter

- Starter batteries, cables, rack, disconnect switch

- Battery charger
- Redundant starter 2x 7.5KW

Mounting system

- Welded base frame

- Resilient engine and generator mounting

- Modular base frame design

Exhaust system

- Exhaust bellows with connection flange
- Exhaust silencer with 10 dB(A) sound attenuation

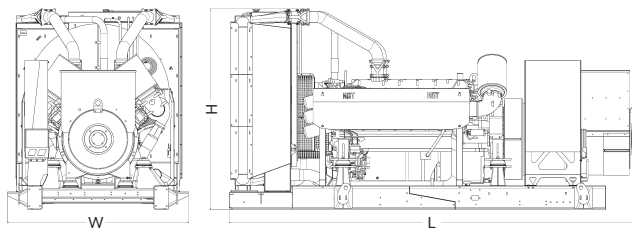
- Exhaust silencer with 30 dB(A) sound attenuation

- Exhaust silencer with 40 dB(A) sound attenuation
- Y-connection-pipe

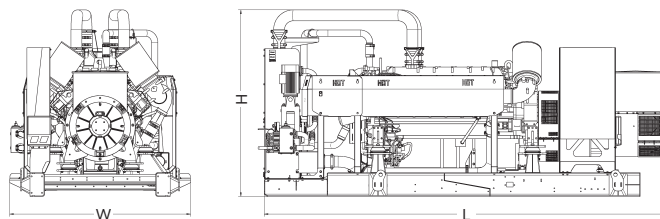
- Represents standard features
- Represents optional features

Weights and dimensions

Air-to-Air Charge-Air Cooling (TD)



Water-to-Air Charge-Air Cooling (TB)



Drawing above for illustration purposes only, based on a standard open power 400 Volt engine-generator set. Lengths may vary with other voltages. Do not use for installation design. See website for unit specific template drawings.

System	Dimensions (LxWxH)	Weight (incl. engine-oil and coolant)
Open power unit (OPU) Air-to-Air (TD)	4440 x 1990 x 2200 mm	6500 kg
Open power unit (OPU) Water-to-Air (TB)	4447 x 1988 x 2046 mm	6100 kg

Weights and dimensions are based on open power units and are estimates only. Consult the factory for accurate weights and dimensions for your specific engine-generator set.

Sound data

– Consult your local **mtu** distributor for sound data.

Emissions data

– Consult your local **mtu** distributor for emissions data.

Rating definitions and conditions

- Prime power ratings apply to installations where utility power is unavailable or unreliable. At varying load, the number of generator set operating hours is unlimited. A 10% overload capacity is available for one hour in twelve. Ratings are in accordance with ISO 8528-1, ISO 3046-1, BS 5514 and AS 2789.
Average load factor: $\leq 75\%$. Operating hours/year: unlimited
- Consult your local **mtu** distributor for derating information.