




Diesel Generator Set

mtu 16V2000 DS1100

380V - 415V/50 Hz/prime power/fuel consumption optimized/
NOx emission optimized/16V2000G26F



Optional equipment and finishing shown. Standard may vary.

Product highlights

Benefits

- Low fuel consumption
- Optimized system integration ability
- High reliability and availability of power
- Long maintenance intervals
- Optimized ratio between size and power
- Wide operating range without derating

Support

- Global product support offered

Standards

- Engine-generator set is designed and manufactured in facilities certified to standards ISO 2008:9001 and ISO 2004:14001
- Generator set complies to G3 according to ISO 8528
- Generator meets NEMA MG1, BS5000, ISO, DIN EN and IEC standards
- NFPA 110

Power rating

- System rating: 1000 kVA
- Accepts rated load in one step per NFPA 110
- Generator set complies to G3 according to ISO 8528-5
- Generator set exceeds load steps according to ISO 8528-5

Performance assurance certification (PAC)

- Engine-generator set tested to ISO 8528-5 for transient response
- 75% load factor for prime power applications
- Verified product design, quality and performance integrity
- All engine systems are prototype and factory tested

Complete range of accessories available

- Control panel
- Power panel
- Fuel system
- Fuel connections with shut-off valve mounted to base frame
- Starting/charging system
- Exhaust system
- Mechanical radiator
- Water Charge-Air-Cooler
- Oversized voltage alternators

Cooling System

- Air-to-Air Charge-Air Cooling (TD)
- Water-to-Air Charge-Air Cooling (TB)

Emissions

- Fuel consumption optimized
- NOx emission optimized, Tier 2 compliant and NEA (ORDE) optimization optionally available

Certifications

- CE certification option
- Unit certificate acc. to VDE-AR-N 4110



A Rolls-Royce
solution

Application data ¹⁾

Engine	Fuel consump. opt.	Emission opt. ²⁾	Cooling/radiator system TD/TB	Fuel consump. opt.	Emission opt. ²⁾
Manufacturer	<i>mtu</i>	<i>mtu</i>	Coolant flow rate (HT circuit): m ³ /hr	41.6	41.6
Model	16V2000G26F	16V2000G26F	Coolant flow rate (LT circuit for TB): m ³ /hr	17.5	17.5
Type	4-cycle	4-cycle	Heat radiated to charge air cooling (TB): kW (NOx)	145	205
Arrangement	16V	16V	Input pressure customer radiator (TB): bar (rel.)	1.4	1.4
Displacement: l	35.7	35.7	Max. pressure loss customer radiator (TB): bar	0.7	0.7
Bore: mm	135	135	Heat dissipated by engine coolant: kW (NOx)	370	350
Stroke: mm	156	156	Heat radiated to ambient: kW	40	40
Compression ratio	17.5	17.5	Air flow required for mech. radiator (40°C) cooled unit: m ³ /min	1462	1462
Rated speed: rpm	1500	1500	Air flow required for mech. radiator (50°C) cooled unit: m ³ /min	1462	1462
Engine governor	ADEC (ECU 9)	ADEC (ECU 9)	Engine coolant capacity (without cooling equipment): l	70	70
Speed regulation	± 0.25%	± 0.25%	Radiator coolant capacity (40°C): l	74	74
Max power: kWm	890	890	Radiator coolant capacity (50°C): l	106	106
Mean effective pressure: bar	19.9	19.9	Max. coolant temperature (warning): °C	102	102
Air cleaner	dry	dry	Max. coolant temperature (shutdown): °C	105	105
Fuel system			Exhaust system		
Maximum fuel lift: m	5	5	Exhaust gas temp. (after turbocharger): °C	530	515
Total fuel flow: l/min	30	30	Exhaust gas volume: m ³ /s	2.78	3.07
Fuel consumption ³⁾			Maximum allowable back pressure: mbar	50	50
At 100% of power rating: l/hr g/kWh	205/191	216/201	Minimum allowable back pressure: mbar	30	30
At 75% of power rating: l/hr g/kWh	156/194	165/205	Generator		
At 50% of power rating: l/hr g/kWh	108/202	115/214	Protection class	IP23	IP23
Lube oil system			Insulation class	H	H
Total oil system capacity: l	102	102	Voltage regulation (steady state)	± 0.25%	± 0.25%
Max. lube oil temp. (alarm): °C	103	103	Rado interference class	N	N
Max. lube oil temp. (shutdown): °C	105	105			
Min. lube oil pressure (alarm): bar	4.5	4.5			
Min. lube oil pressure (shutdown): bar	4	4			
Combustion air requirements					
Combustion air volume: m ³ /s	1.03	1.19			
Max. air intake restriction: mbar	40	40			

1 All data refers only to the engine and is based on ISO standard conditions (25°C and 100m above sea level).

2 Emission optimized data refer to NOx emission optimized and NEA (ORDE) optimized/Tier 2 compliant engines.

3 Values referenced are in accordance with ISO 3046-1. Conversion calculated with fuel density of 0.83 g/ml. All fuel consumption values refer to rated engine power.

Standard and optional features

System ratings (kW/kVA)

Generator model	Voltage	with mechanical radiator (TD) or charge-air-cooler (TB)**		
		kW _{el}	kVA*	AMPS
Leroy Somer LSA 50.2 M6 (Low voltage Leroy Somer standard)	380 V	800	1000	1519
	400 V	800	1000	1443
	415 V	800	1000	1391
Leroy Somer LSA 50.2 L7 (Low voltage Leroy Somer oversized)	380 V	800	1000	1519
	400 V	800	1000	1443
	415 V	800	1000	1391
Marathon 740RSL7183 (Low voltage Marathon standard)	380 V	800	1000	1519
	400 V	800	1000	1443
	415 V	800	1000	1391
Marathon 742RSL7185 (Low voltage Marathon oversized)	380 V	800	1000	1519
	400 V	800	1000	1443
	415 V	800	1000	1391

* cos phi = 0.8

** BE, fuel optimized: max. power available up to: open power unit 40°C/400m; NOx emission optimized, EPA Tier 2 compl., NEA: standard operating conditions/open power unit 25°C/100m

Electrical outputs may vary depending on generator voltage and ambient conditions. For power outputs consult your **mtu** dealer.

Intake air depression/mbar: 15mbar

Exhaust back pressure/mbar: 30mbar

Engine

- 4-cycle
- Standard single stage air filter
- Oil drain extension & shut-off valve
- Full flow oil filters
- Closed crankcase ventilation
- ADEC electronic isochronous engine governor
- Common rail fuel injection
- Dry exhaust manifold
- Electric starting motor (24V)
- Fuel consumption optimized engine
- NOx emission optimized engine
- Tier 2 optimized engine
- NEA (ORDE) optimized engine

Generator

- Leroy Somer low voltage generator
- Meets NEMA MG1, BS5000, IEC 60034-1, VDE 0530, DIN EN 12601, AS1359 and ISO 8528-3 requirements
- Superior voltage waveform
- Solid state, volts-per-Hertz regulator
- 4 pole three-phase synchronous generator
- Brushless, self-excited, self-regulating, self-ventilated
- Digital voltage regulator
- Anti condensation heater
- Stator winding Y-connected, accessible neutral (brought out)
- Protection IP 23
- less than 5% harmonic distortion
- 2/3 pitch stator windings
- No load to full load regulation
- ± 0.25% voltage regulation no load to full load
- Insulation class H, utilization acc. to H
- Radio suppression EN55011, group 1, cl. B
- Short circuit capability 3xIn for 10sec
- Sustained short circuit current of up to 300% of the rated current for up to 10 seconds (Leroy Somer generator)
- Winding and bearing RTDs (without monitoring)
- Excitation by AREP + PMI
- Mounting of CT's: 3x 2 core CT's
- Voltage setpoint adjustment ±10V
- Sustained short circuit current of up to 250% of the rated current for up to 10 seconds (Marathon generator)
- Marathon low voltage generator
- Oversized generator

Represents standard features

Represents optional features

Standard and optional features

Cooling system

Air-to-Air Charge-Air-Cooling TD

- Mechanical radiator
- Jacket water pump

- Expansion tank
- Fan

- Thermostat(s)
- Jacket water heater

Water-to-Air Charge-Air-Cooling TB

- Coolant pump
- Manifold with thermostatic valves

- WCAC-base frame with safety covers

- HT-piping with flexible engine connection

Control panel

- Pre-wired control cabinet for easy application of customized controller (V1+)
- Island operation (V2)
- Automatic mains failure operation with ATS (V3a)
- Automatic mains failure operation incl. control of generator and mains breaker (V3b)
- Island parallel operation of multiple gensets (V4)
- Automatic mains failure operation with short (< 10s) mains parallel overlap synchronization (V5)
- Mains parallel operation of a single genset (V6)

- Mains parallel operation of multiple gensets (V7)
- Basler controller
- Deif controller
- Complete system metering
- Digital metering
- Engine parameters
- Generator protection functions
- Engine protection
- SAE J1939 engine ECU communications
- Parametrization software
- Multilingual capability
- Multiple programmable contact inputs
- Multiple contact outputs
- Event recording

- IP 54 front panel rating with integrated gasket
- Different expansion modules
- Remote annunciator
- Daytank control
- Generator winding- and bearing temperature monitoring
- Differential protection with multi-function protection relay
- Modbus TCP-IP

Power panel

- Available in 600x600
- Phase monitoring relay 230V/400V

- Supply for battery charger
- Supply for jacket water heater

- Plug socket cabinet for 230V compatible Euro

Fuel system

- Flexible fuel connectors mounted to base frame

- Fuel filter with water separator
- Switchable fuel filter with water separator

- Fuel cooler (for TD-only)

Starting/charging system

- 24V starter

- Starter batteries, cables, rack, disconnect switch

- Battery charger
- Redundant starter 2x 7.5KW

Mounting system

- Welded base frame

- Resilient engine and generator mounting

- Modular base frame design

Exhaust system

- Exhaust bellows with connection flange
- Exhaust silencer with 10 dB(A) sound attenuation

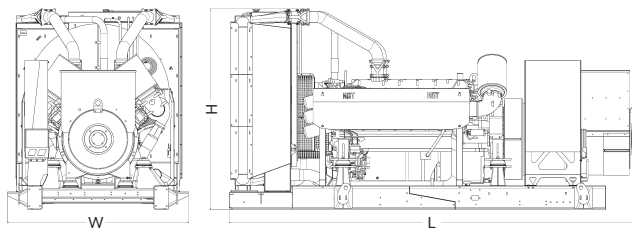
- Exhaust silencer with 30 dB(A) sound attenuation

- Exhaust silencer with 40 dB(A) sound attenuation
- Y-connection-pipe

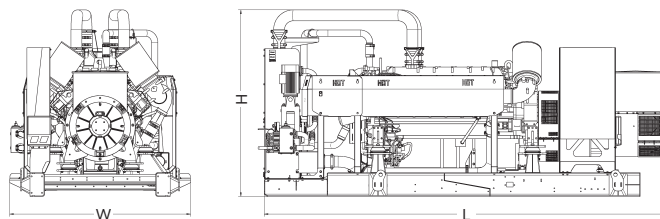
- Represents standard features
- Represents optional features

Weights and dimensions

Air-to-Air Charge-Air Cooling (TD)



Water-to-Air Charge-Air Cooling (TB)



Drawing above for illustration purposes only, based on a standard open power 400 Volt engine-generator set. Lengths may vary with other voltages. Do not use for installation design. See website for unit specific template drawings.

System	Dimensions (LxWxH)	Weight (incl. engine-oil and coolant)
Open power unit (OPU) Air-to-Air (TD)	4440 x 1990 x 2200 mm	7300 kg
Open power unit (OPU) Water-to-Air (TB)	4447 x 1988 x 2046 mm	6900 kg

Weights and dimensions are based on open power units and are estimates only. Consult the factory for accurate weights and dimensions for your specific engine-generator set.

Sound data

– Consult your local **mtu** distributor for sound data.

Emissions data

– Consult your local **mtu** distributor for emissions data.

Rating definitions and conditions

- Prime power ratings apply to installations where utility power is unavailable or unreliable. At varying load, the number of generator set operating hours is unlimited. A 10% overload capacity is available for one hour in twelve. Ratings are in accordance with ISO 8528-1, ISO 3046-1, BS 5514 and AS 2789.
Average load factor: $\leq 75\%$. Operating hours/year: unlimited
- Consult your local **mtu** distributor for derating information